

SEIT 1928

KONDENSATORMIKROFONE
FÜR STUDIO - UND MESSTECHNIK

MICROTECH GEFELL



M 294 M 295

Studio Condenser Microphones with cardioid polar pattern

The microphones M 294 and M 295 extend the studio microphone system SMS 2000. The reliable microphone capsules M 70 and M 94 form a unit with the modified microphone preamplifier MV 200.

These microphones are designed for universal applications in professional recording and sound reinforcement and meet the requirements of modern technology.

The newly developed, transformerless circuit design substitutes the previous transformer for a symmetrical output stage. Its intrinsic noise and remarkable output capability emphasize the advantages of the microphone capsules M 70 and M 94. Microphone capsules with an extremely thin metal diaphragm enable brilliant sound transmission.

The direction of maximum sensitivity is axial. The studio microphones are equipped with a wide range of accessories for many microphone mounting methods.

It is possible to activate a 10 dB attenuator pad for handling very high sound pressure levels. A sensitivity reduction for low frequencies can be utilized to suppress the proximity effect. The two switches are sunk into the middle of the preamplifiers.

The microphones are equipped with a standard 3-pin XLR connector fitting to a microphone cable, e.g. C 70. The operation voltage is provided by 48 V phantom powering according to the international standards DIN 45596 and IEC 268-15. They are available in a satin nickel or a black matt finish.

Both condenser microphone capsules are pressure gradient transducers. The converter elements contain a nickel diaphragm with a thickness of less than 1 μm . The back-plate electrodes are Teflon-coated to increase operational reliability.

M 294 The desired presence boost of ca. 5 dB in the 8 kHz range gives this microphone its special clarity.

M 295 The frequency response in the upper range is nearly linear while in the lower frequency band it features a slight roll-off to counteract the bass lift of close speech (proximity effect). The microphone is thus ideally suited for recordings in close proximity of the sound source.

It is recommended to use a popscreen and to switch on the microphone's bass roll-off for close-range applications. A windscreen can be utilized to enhance life-like recording.



Delivery

Microphone M 294 in wooden case	L x B x H 210 x 68 x 50 mm	
satin nickel		Order-No. 211112
black matt		Order-No. 211113

Microphone M 295 in wooden case	L x B x H 210 x 68 x 50 mm	
satin nickel		Order-No. 211114
black matt		Order-No. 211115

Accessories, optional

Windscreen, anthrazit	W 71	Order-No. 202405
Popscreen, black	PO 70	Order-No. 600018
Microphone holder, Ø 21 mm, satin nickel	MH 64	Order-No. 202302
Microphone holder, Ø 21 mm, black matt	MH 64	Order-No. 202305
Elastic suspension, satin nickel	EA 20	Order-No. 202308
Elastic suspension, black matt	EA 20	Order-No. 202311
Elastic suspension, satin nickel	EH 93	Order-No. 202327
Elastic suspension, dark bronze	EH 93	Order-No. 202328
Table stand, satin nickel	TS 64	Order-No. 212303
Table stand, black matt	TS 64	Order-No. 212308
Double mount, satin nickel	TD 93	Order-No. 202331
Double mount, dark bronze	TD 93	Order-No. 202332
Gooseneck, black	ME 90	Order-No. 202324
Power supply	N 200	Order-No. 202101
Connection cable	C 70	Order-No. 202212

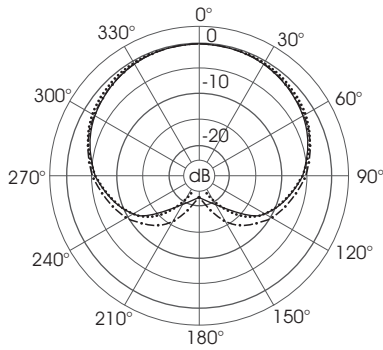
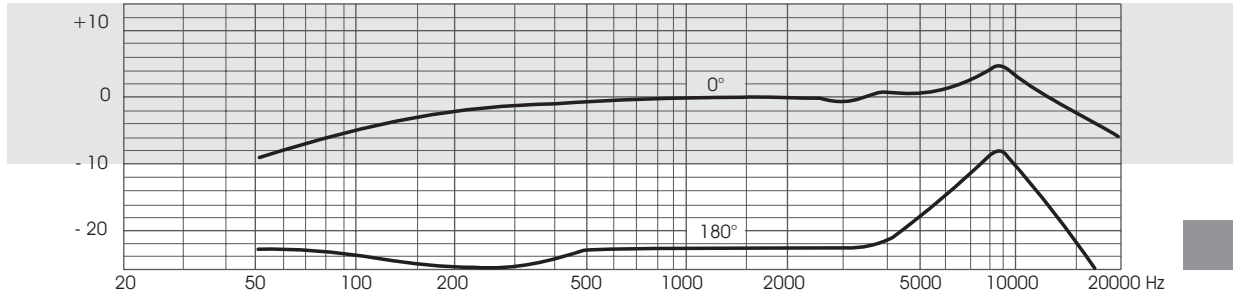
Specifications M 294, M 295

CE Zertifikat

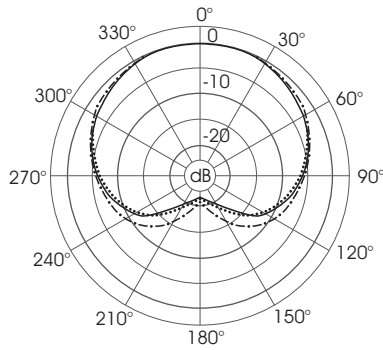
Condenser studio microphone with cardioid polar pattern

Type		M 294	M 295
Polar patterns		cardioid	cardioid
Acoustical operating principle		Pressure gradient transducer	
Frequency range		40 ... 18000 Hz	40 ... 18000 Hz
Sensitivity at 1 kHz		17 mV/Pa	17 mV/Pa
Switch position "reduced bass roll-off" at 60 Hz		-15 dB	-15 dB
Rated impedance		150 Ω	150 Ω
Equivalent loudness level	CCIR 468-4	22 dB	22 dB
due to inherent noise	DIN EN 60 651	13 dB - A	13 dB - A
Signal-to-noise-ratio	CCIR-weighted	72 dB	72 dB
(re. 1 Pa at 1 kHz)	A-weighted	81 dB	81 dB
Max. SPL for THD ≤ 0,5 %		133 dB	133 dB
with 10 dB preattenuation		143 dB	143 dB
Total dynamic range of the microphones preamplifier		120 dB	120 dB
Current consumption (P 48, DIN 45596, IEC 268-15)		3 mA	3 mA
Output connector		3-pin XLR connector goldplated contacts	
Weight		160 g	160 g
Dimensions (L x Ø)		166 x 21/25 mm	166 x 21/25 mm

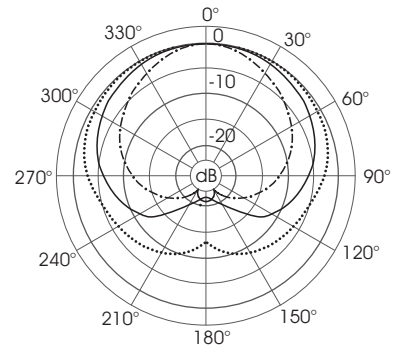
dB Frequency responses M 294



— 1 kHz
 250 Hz
 - · - · 500 Hz

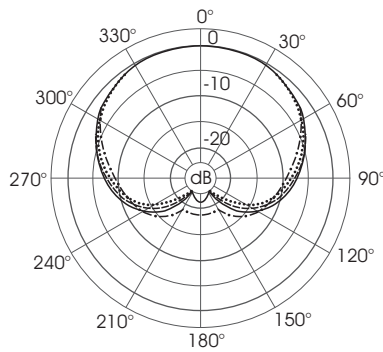
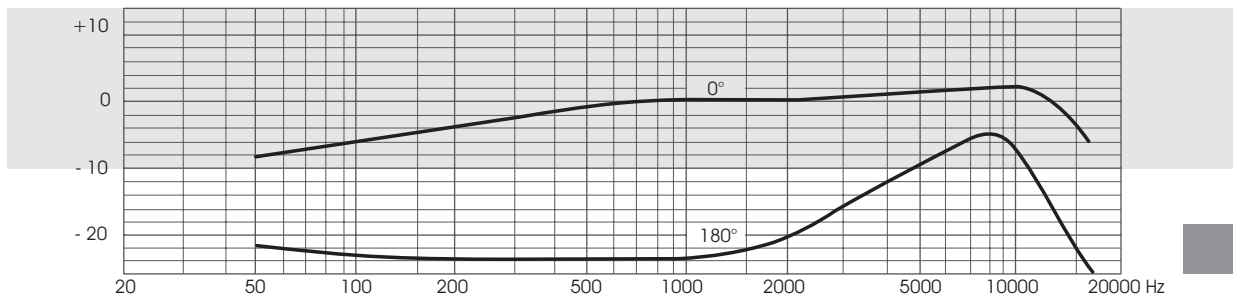


— 1 kHz
 2 kHz
 - · - · 4 kHz

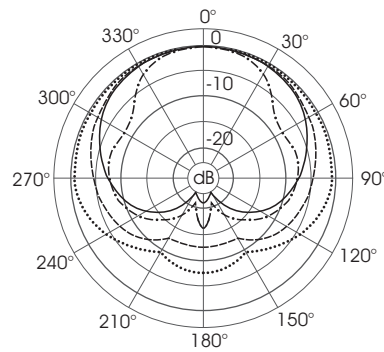


— 1 kHz
 8 kHz
 - · - · 16 kHz

dB Frequency responses M 295



- - - 125/250 Hz
 500 Hz
 — 1 Hz
 - · - · 2 Hz



— 1 Hz
 4 Hz
 - · - · 8 Hz
 - · - · 16 Hz