

RUGGED AND VERSATILE ACTIVE DYNAMIC MICROPHONE



en•CORE **200**
series








CONGRATULATIONS



From Blue Microphones, makers of the finest studio recording microphones you can find, comes the en•CORE 200, a studio-grade handheld dynamic microphone designed to deliver exceptional all-around performance, no matter what your application. The en•CORE 200's Proprietary Dynamic Capsule is specially tuned by Blue's capsule engineers to deliver natural vocals, balanced highs, and amazing detail and clarity, with electronically transformed output to provide remarkably high gain. Coupled with Blue's Active Dynamic phantom power circuit, the en•CORE 200 is an incredibly versatile tool for live performance as well as studio and broadcasting applications, providing consistent tone and low noise in any setup. The unique, durable finishes and high quality craftsmanship guarantee your en•CORE mic will deliver the performance of a lifetime, for a lifetime of performances.



KEY FEATURES

-  **Proprietary Dynamic Capsule** tuned for natural vocals and amazing detail and clarity
-  **Blue's innovative Active Dynamic** phantom power circuit for consistent tone and minimal noise
-  **Cardioid polar pattern** delivers impressive off-axis noise rejection and high SPL handling
-  **Blue's proprietary capsule mount** to deliver minimal handling noise without pads or filters
-  **Stage-ready construction** with heavy-gauge barrel construction, reinforced grill, and hardened metal-plated finishes
-  **Unique styling and craftsmanship**, including hand-painted logo, laser-engraved trim ring and CNC-machined grip detail
-  **Includes soft-grip microphone clip and soft-lined storage pouch**

TIPS FOR USING YOUR en•CORE 200

Your en•CORE 200 should be plugged into a mic-level input using a standard 3-pin XLR cable. The en•CORE 200 requires phantom power for proper operation and will not produce reliable, clean sound without 48 volt phantom power. A status LED is located on the barrel opposite the Blue logo, and will light when proper phantom power is being supplied.

The sound from your en•CORE microphone heavily relies on how you place the microphone relative to your sound source. Generally, the closer you place the en•CORE 200 to a sound source, the higher the low frequency output, referred to as "proximity effect." So, if you want your vocals or instruments to have added punch, place the microphone

directly against the source. For a more natural sound, simply pull the source back from the microphone 2-4 inches. For more tips on microphones and recording, be sure to visit www.bluemic.com.

CARE INSTRUCTIONS

The en•CORE 200's metal plated finishes will provide years of service and good looks if properly cared for. To clean your en•CORE 200, simply wipe down with a damp cloth. Use of harsh cleaners or abrasives may cause damage to your en•CORE's surface finish.

The en•CORE 200 was designed for the rigors of daily use, and will stand up to demanding live performance or recording environments. We know performances can get pretty intense out there, but try to avoid excessive physical abuse or moisture exposure to the microphone — failure to do so could impact sound quality or reliability of your en•CORE microphone.

TECH SPECS

Transducer 🌀 **Dynamic Moving Coil**

Polar Pattern 🌀 **Cardioid**

Frequency Response 🌀 **50Hz — 16kHz**

Maximum SPL 🌀 **147 dB SPL**

Output Impedance 🌀 **25 ohms**

Sensitivity 🌀 **2.25 mV/Pa**

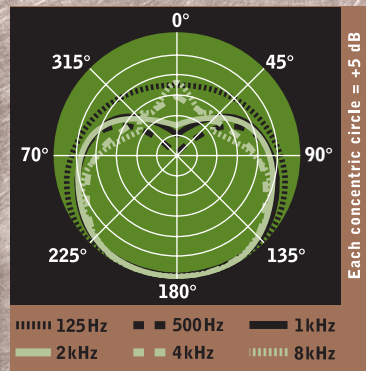
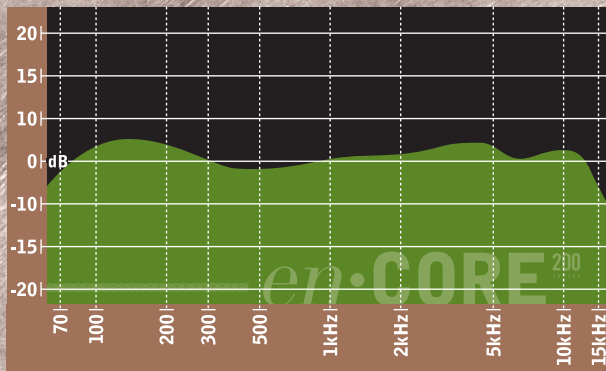
Dimensions— Length 🌀 **185mm/7.3in**

Dimensions— Diameter 🌀 **28mm(50mm Max)/1.10in (1.97in max)**

Weight 🌀 **0.88 lbs/0.4 kG**

EN•CORE 200

FREQUENCY RESPONSE & POLAR PATTERNS



These charts are only a starting point for the sound provided. How the microphone reacts in a particular application will differ greatly because of many variables, like room acoustics, distance from sound source (proximity), tuning of instruments, mic cabling and other factors. For more tips on miking and recording techniques, check out the [Blue website](#).

ARCHITECTS SPECIFICATIONS

The microphone shall be of the dynamic moving coil transducer type with the transducer operating in a cardioid polar pattern. The frequency response shall be 50Hz–16kHz. The microphone output impedance shall be 25 ohms. The microphone should have a sensitivity of 2.25 with a max sound pressure level of 147. The microphone shall be 185mm/7.3in in length, and 28mm/1.10in(50mm/1.97in max)in diameter and weigh 0.88 lbs/0.4 kg. The microphone shall be an en•CORE 200.

ACCESSORIES

Included:

- en•CORE Soft-Grip Microphone Clip
- en•CORE Soft-Lined Storage Pouch

Check out **www.bluemic.com** for additional accessories and replacement parts for your en•CORE Series Microphone.



WARRANTY

Blue Microphones warrants its hardware product against defects in materials and workmanship for a period of TWO (2) YEARS from the date of original retail purchase, provided the purchase was made from an authorized Blue Microphones dealer. This warranty is void if the equipment is altered, misused, mishandled, maladjusted, suffers excessive wear, or is serviced by any parties not authorized by Blue Microphones. The warranty does not include transportation costs incurred because of the need for service unless arranged for in advance. Blue Microphones reserves the right to make changes in design and improve upon its products without obligation to install these improvements in any of its products previously manufactured. For warranty service or for a copy of Blue's Warranty Policy including a complete list of exclusions and limitations, contact Blue at 818-879-5200.


In keeping with our policy of continued product improvement, Baltic Latvian Universal Electronics (BLUE) reserves the right to alter specifications without prior notice.



Designed in USA. Made in China.



Microphones



www.bluemic.com

© 2010 Blue Microphones. All Rights Reserved. Blue Microphones, Blue Oval and en-CORE 200 are registered trademarks of Blue Microphones.