

f2 DYNAMIC INSTRUMENT MICROPHONE

OVERVIEW:

Designed, assembled and tested by Audix in the USA, the f2 is a dynamic instrument microphone used for stage and studio applications. The f2 is characterized with a hypercardioid pickup pattern for isolation and feedback control and is equipped with a LM™ (Low Mass) diaphragm for natural, accurate sound reproduction.

The f2 is lightweight, compact and easy to position. With a wide frequency response of 52 Hz - 15 kHz and the ability to handle sound pressure levels of 139 dB, the f2 is an excellent choice for miking instruments with a percussive nature such as rack toms, congas, saxophone, guitar cabinets and brass.

Roadworthy construction includes a precision cast zinc alloy body, black coat finish, laser etched model and serial number, steel mesh grill, gold XLR connector and a tension-fit heavy duty nylon mic clip.

Transformerless design, low impedance and balanced output allow for interference-free performance even with long cable runs.

SUPPLIED ACCESSORIES:

Tension-fit heavy duty mic clip (DCLIP)
Carrying pouch (P1)

OPTIONAL ACCESSORIES:

TRIPOD - Mic stand
DFLEX - All purpose percussion clamp
DVICE - Spring loaded rim mount clamp
DCLAMP - Tension rod mic clamp
CBL20 - 20' XLR cable
CBL-DR25 - 25' right angle XLR cable
STAND-KD - Adjustable short boom mic stand
CAB GRABBER - Tension held mic holder, clamps to guitar cabinets



FEATURES:

Compact, lightweight
Cast zinc alloy body
LM (low mass) diaphragm
Studio quality sound
Excellent mid-bass transient response
Handles high SPL without distortion
Roadworthy construction
3 year warranty

APPLICATIONS:

Rack toms, congas, floor tom
Guitar and bass cabinets
Saxophone, brass




DCLAMP w/ f2



DFLEX



CBL-DR25 w/ f2



CAB GRABBER



STAND-KD

SPECIFICATIONS:

| | |
|---------------------------|--|
| Transducer Type | Dynamic |
| Frequency Response | 52 Hz - 15 kHz |
| Polar Pattern | Hypercardioid |
| Output Impedance | 580 ohms |
| Sensitivity | 2 mV / Pa @ 1k |
| Capsule Technology | LM Type A |
| Off Axis Rejection | >20 dB |
| Maximum SPL | ≥139 dB |
| Power Requirements | None |
| Connector | 3 pin gold plated male XLR connector |
| Polarity | Positive pressure on diaphragm produces positive voltage on pin 2 relative to pin 3 of output XLR connector |
| Housing / Finish | Cast zinc alloy / Black coat |
| Weight | 247 g / 8.7 ounces |
| Length | 104 mm / 4.09 inches |

ARCHITECTS AND ENGINEERS SPECIFICATIONS:

The microphone shall be of the dynamic type operating on the moving coil principle and the capsule shall be LM Type A. The polar pattern of the microphone shall be hypercardioid. The nominal output impedance shall be 580 ohms at 1 kHz. The microphone shall have a sensitivity of 2 mV / Pa at 1 kHz and will handle a sound pressure level of ≥139 dB. The microphone body shall be cast from zinc alloy and the grill cap shall be steel wire mesh. The overall dimensions shall be 21 mm in diameter at the base, 45 mm in diameter at the widest point and 104 mm in length. The microphone shall be the Audix f2.

OPERATION:

The f2 is a low impedance microphone and should be plugged into a "mic level" of your console, mixer, or recording device. Please note that your microphone does not require phantom power and will not be effected in any way by phantom power should it be running simultaneously while the microphone is in operation. Avoid plugging or unplugging the microphone from the PA system unless the channel is muted or the volume of the system turned down. Failure to do so may result in a loud "popping" noise which could seriously damage the speakers in the PA system.

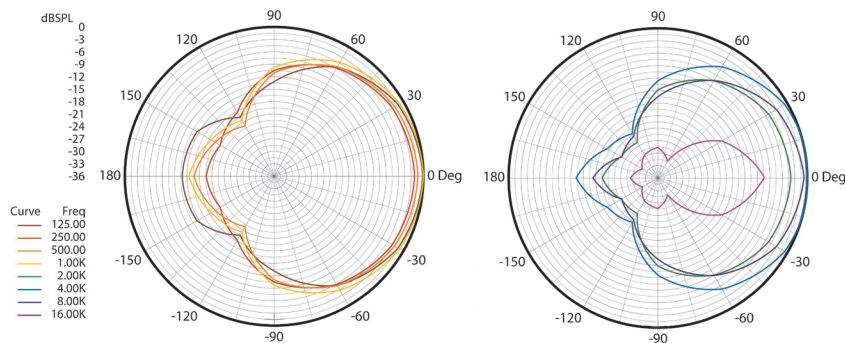
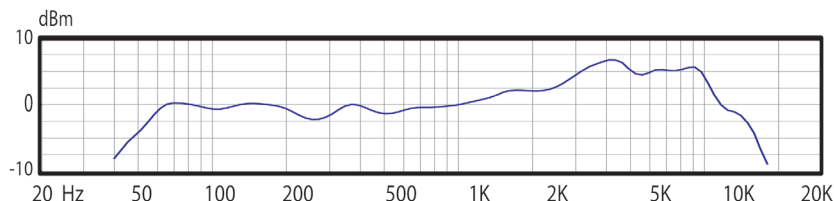

USER TIPS:

The f2 has an extremely tight (hypercardioid) pick-up pattern in order to help eliminate sound from other instruments on stage from "bleeding" into the microphone. For this reason, it the f2 is exceptionally effective in capturing the sound of each component of a drum or percussion kit. Drums, hand percussion: As a general rule, the top of the f2 grill should be 1-2 inches above the head of the drum and pointed towards the center. For more "ring" pull the mic back towards the rim. For less ring and more overtones, position the mic 1-2 inches inside the ring. For more attack, place the mic very close to the head and for more overtones and decay move the mic further away from the head.

Guitar cabinets: The f2 can be placed within 1-2 inches of the grill cover at a 90 degree angle pointing directly into the speaker. If the mic is placed closer to the edge of the speaker, you will minimize the higher frequencies and get a warmer, fatter tone. To capture more highs, move the mic closer towards the center of the speaker, but avoid the middle of the speaker.

Horns: Place the mic within 1-2 inches of the bell, especially when on a stage with drums, bass, guitar, etc. For jazz, classical, and music where the stage volume is lower, the mic can be placed further away for a richer, fuller sound.

*Further miking techniques may be found on our website at www.audixusa.com

FREQUENCY / POLARS:**DIMENSIONS (mm):**

***All specifications subject to change without notice.

SERVICE AND WARRANTY:

This microphone is under warranty for a period of 3 years from any and all manufacturing defects. Should your microphone fail in any way, please contact the Audix Service department at 503-682-6933. A Return Authorization number is required before returning any products.

CARE AND MAINTENANCE:

The f2 is manufactured to exacting specs with roadworthy construction. However, the capsule is highly sensitive and should be handled with care. Avoid extreme temperatures and be sure to store your microphone in the pouch provided when not in use. Moisture of any kind can adversely affect the sound and performance of your microphone.

To register your
microphone, please visit
www.audixusa.com



www.audixusa.com Call: 503-682-6933 Fax: 503-682-7114
Audix Corporation 9400 SW Barber Street, Wilsonville, OR 97070